



StellarStudio SR5X

StellarStudio SR5X User Guide

Contents

1 Creation of a SR5x project4

2 Disclaimer10



List of figures

Figure 1. Create a project4

Figure 2. Select an E-SDK version5

Figure 3. Put a name6

Figure 4. Open make file7

Figure 5. Choose a board8

Figure 6. Compile8

Figure 7. Result9

1 Creation of a SR5x project

StellarStudio SR5x - Copyrights STMicroelectronics (c) 2021 - 2026

Click on the icon or press <CTRL><N>

Figure 1: Create a project

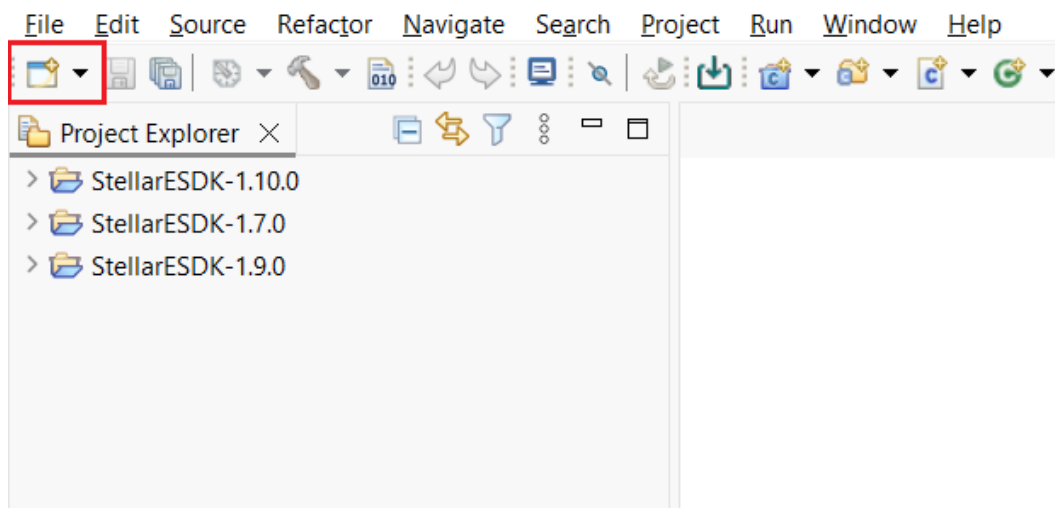


Figure 2: Select an E-SDK version

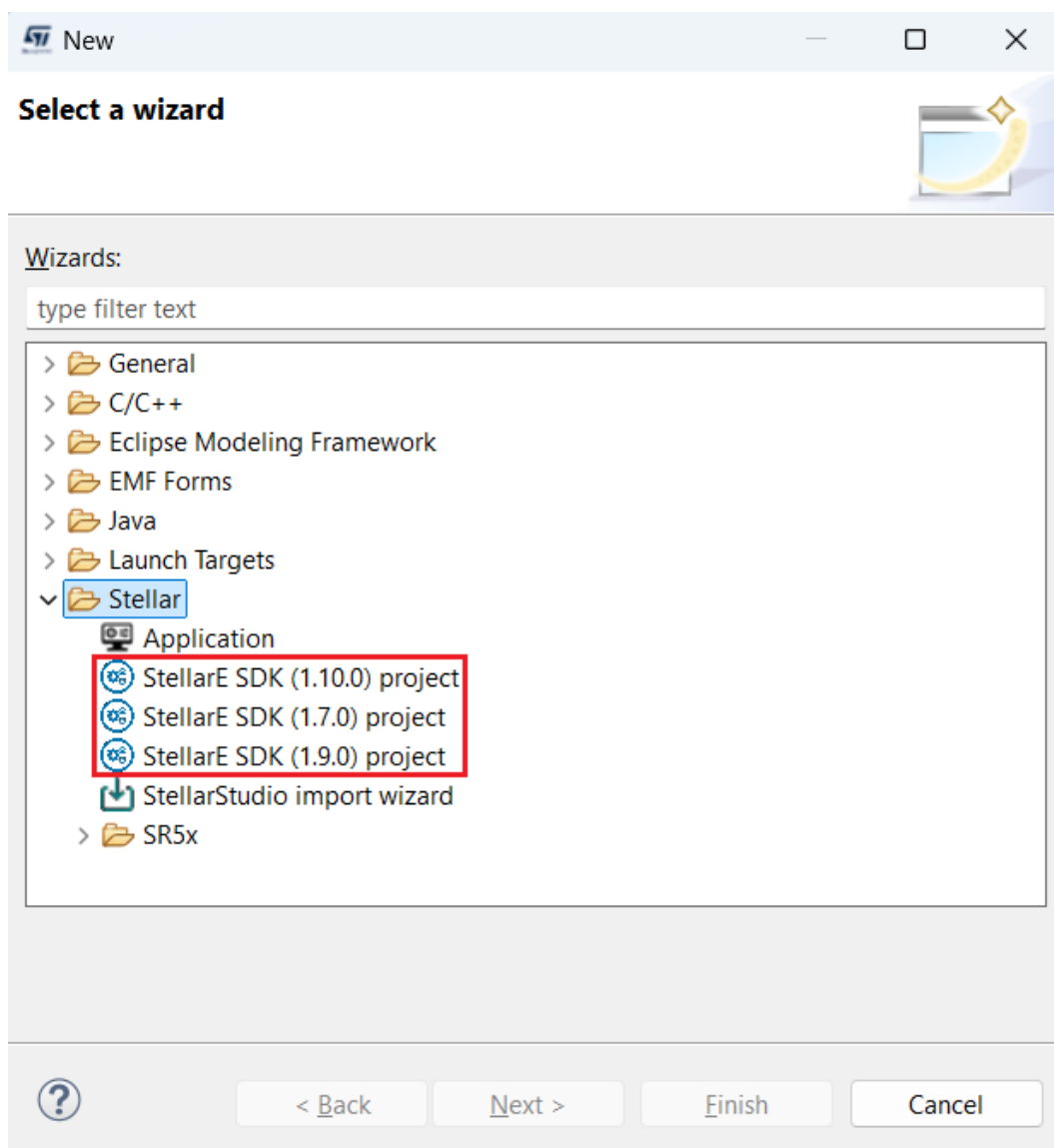
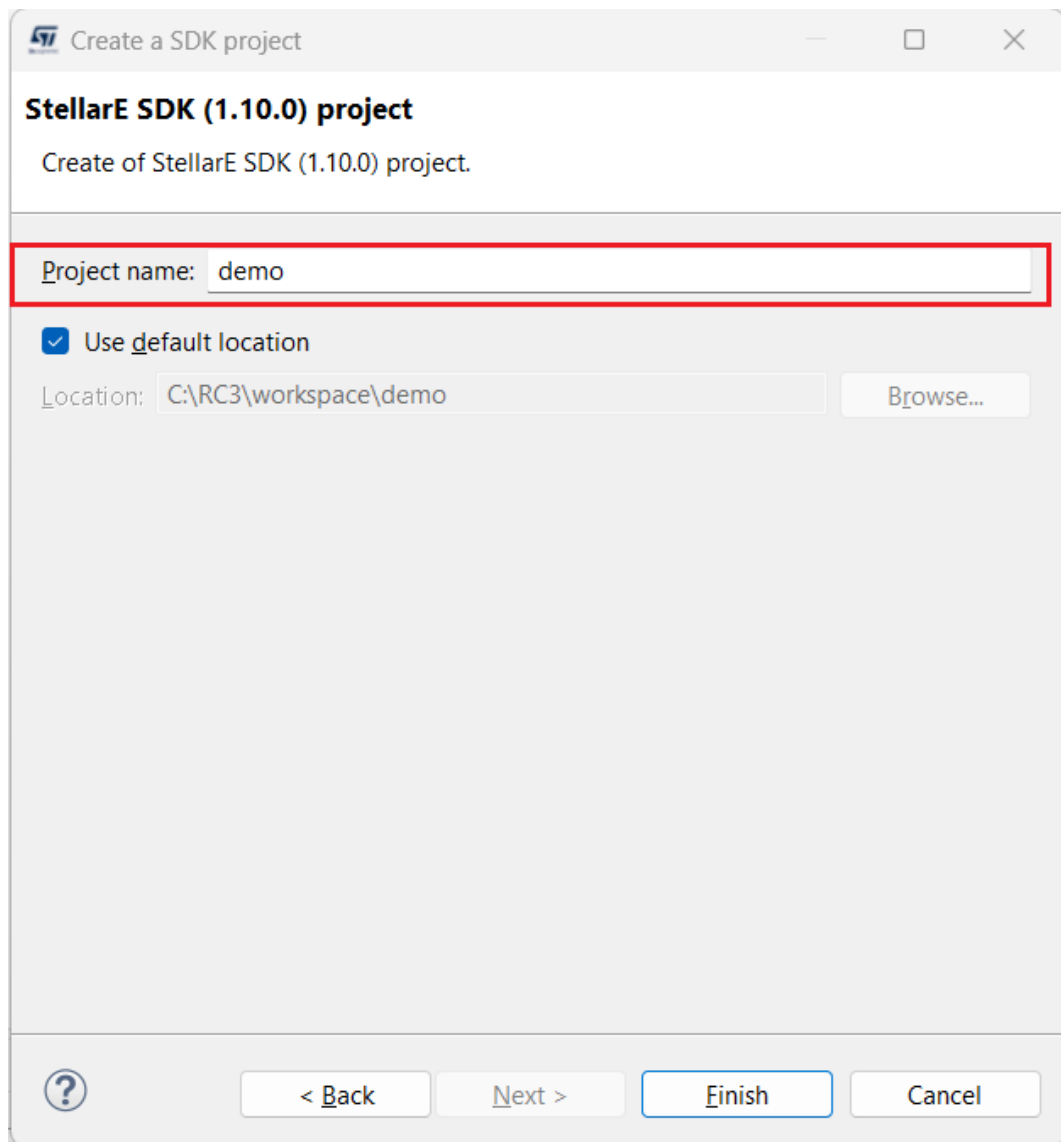


Figure 3: Put a name



ST Create a SDK project

StellarE SDK (1.10.0) project

Create of StellarE SDK (1.10.0) project.

Project name: demo

☒ Use default location

Location: C:\RC3\workspace\demo Browse...

? < Back Next > Finish Cancel

Figure 4: Open make file

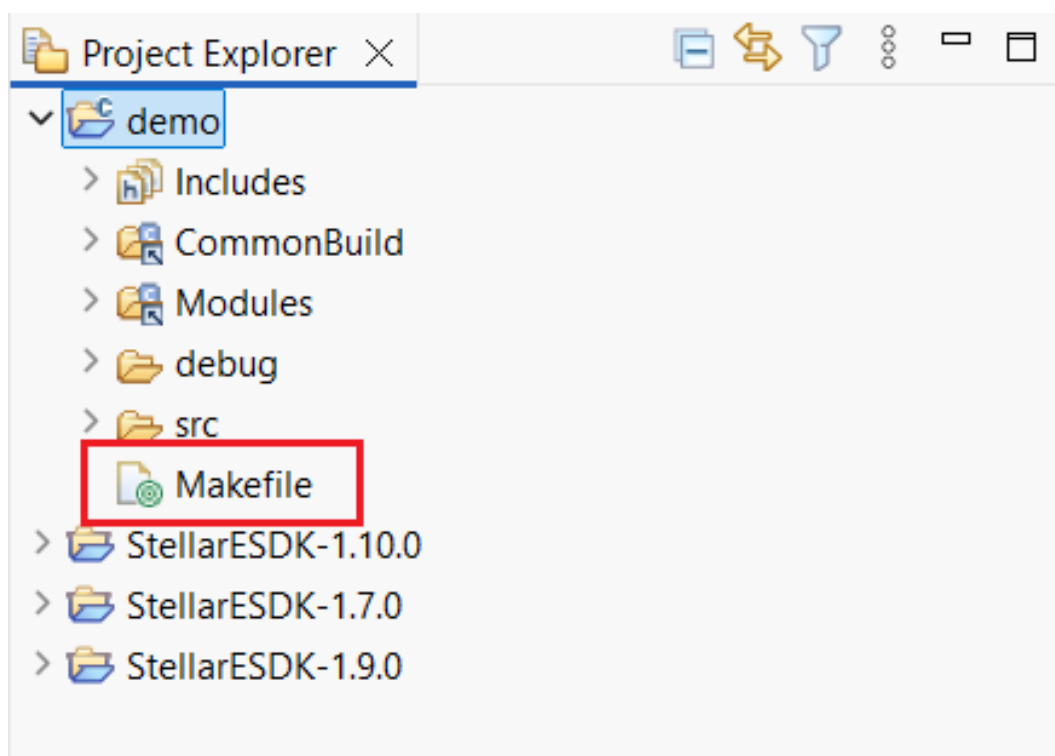


Figure 5: Choose a board



```
#####
# Project makefile.
#####

# 'Stellar SDK' project values
PROJECTNAME := demo
SDKID := StellarESDK-1.10.0

# Please Update it if you move your workspace
STELLAR_E_SDK_RELATIVE_PATH := ../../SDKS/$(SDKID)
TEST_ROOT_DIR := $(STELLAR_E_SDK_RELATIVE_PATH)
PROJECT_COMMON_DIR := $(STELLAR_E_SDK_RELATIVE_PATH)/Projects/SDKTests/CommonBuild

#####
# Define device (sr5e1)
# Define board -
# sr5e1 ==> (evbe7000p/evbe7000s/evbe3000p/evbe7000e/evbe3000e/evbe3000d)
# WARNING : your board should match with your device
#####

CONFIG_DEVICE ?= sr5e1
CONFIG_BOARD ?= evbe7000p
# ram or nvm
CONFIG_TARGET_MEMORY ?= ram

include $(PROJECT_COMMON_DIR)/make/test_defs.mk

ifeq ($(wildcard $(STELLAR_E_SDK_BUILD_SYSTEM_DIR)/StellarESDK.mk),)
$(error $(STELLAR_E_SDK_BUILD_SYSTEM_DIR)/StellarESDK.mk does not exist)
$(error Install the $(SDKID) or Correct STELLAR_E_SDK_RELATIVE_PATH)
endif

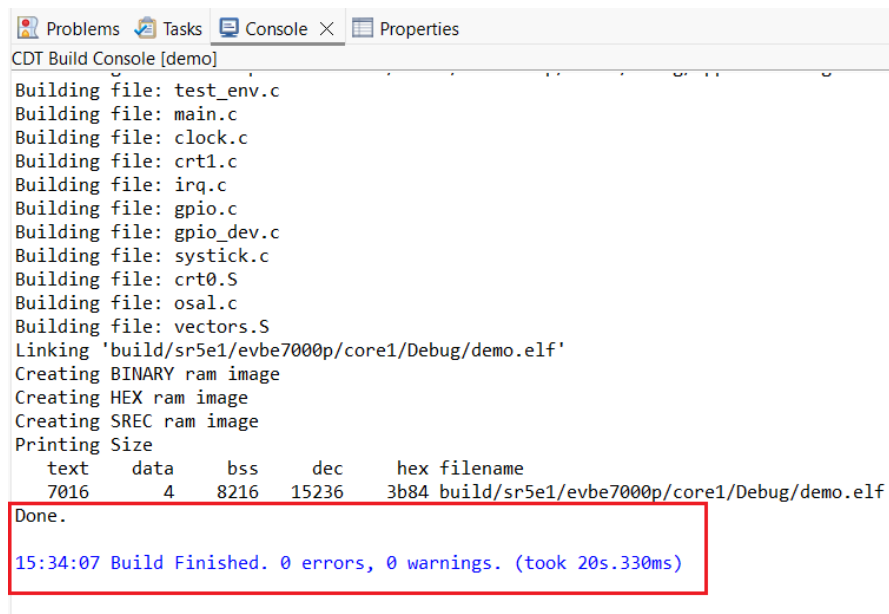
#####
# Project builds
#####
BUILD_OS_OSAL := 1

#####
# Add project files
```

Figure 6: Compile



Figure 7: Result



```
CDT Build Console [demo]
Building file: test_env.c
Building file: main.c
Building file: clock.c
Building file: crt1.c
Building file: irq.c
Building file: gpio.c
Building file: gpio_dev.c
Building file: systick.c
Building file: crt0.S
Building file: osal.c
Building file: vectors.S
Linking 'build/sr5e1/evbe7000p/core1/Debug/demo.elf'
Creating BINARY ram image
Creating HEX ram image
Creating SREC ram image
Printing Size
  text    data    bss    dec    hex filename
  7016      4   8216  15236  3b84 build/sr5e1/evbe7000p/core1/Debug/demo.elf
Done.

15:34:07 Build Finished. 0 errors, 0 warnings. (took 20s.330ms)
```

Your SR5x project is ready !

2 Disclaimer

Please Read Carefully:

Information in this document is provided solely in connection with ST products. STMicroelectronics NV and its subsidiaries ("ST") reserve the right to make changes, corrections, modifications or improvements, to this document, and the products and services described herein at any time, without notice.

All ST products are sold pursuant to ST's terms and conditions of sale

Purchasers are solely responsible for the choice, selection and use of the ST products and services described herein, and ST assumes no liability whatsoever relating to the choice, selection or use of the ST products and services described herein

No license, express or implied, by estoppel or otherwise, to any intellectual property rights is granted under this document. If any part of this document refers to any third party products or services it shall not be deemed a license grant by ST for the use of such third party products or services, or any intellectual property contained therein or considered as a warranty covering the use in any manner whatsoever of such third party products or services or any intellectual property contained therein.

UNLESS OTHERWISE SET FORTH IN ST'S TERMS AND CONDITIONS OF SALE ST DISCLAIMS ANY EXPRESS OR IMPLIED WARRANTY WITH RESPECT TO THE USE AND/OR SALE OF ST PRODUCTS INCLUDING WITHOUT LIMITATION IMPLIED WARRANTIES OF MERCHANTABILITY, FITNESS FOR A PARTICULAR PURPOSE (AND THEIR EQUIVALENTS UNDER THE LAWS OF ANY JURISDICTION), OR INFRINGEMENT OF ANY PATENT, COPYRIGHT OR OTHER INTELLECTUAL PROPERTY RIGHT.

ST PRODUCTS ARE NOT DESIGNED OR AUTHORIZED FOR USE IN: (A) SAFETY CRITICAL APPLICATIONS SUCH AS LIFE SUPPORTING, ACTIVE IMPLANTED DEVICES OR SYSTEMS WITH PRODUCT FUNCTIONAL SAFETY REQUIREMENTS; (B) AERONAUTIC APPLICATIONS; (C) AUTOMOTIVE APPLICATIONS OR ENVIRONMENTS, AND/OR (D) AEROSPACE APPLICATIONS OR ENVIRONMENTS. WHERE ST PRODUCTS ARE NOT DESIGNED FOR SUCH USE, THE PURCHASER SHALL USE PRODUCTS AT PURCHASER'S SOLE RISK, EVEN IF ST HAS BEEN INFORMED IN WRITING OF SUCH USAGE, UNLESS A PRODUCT IS EXPRESSLY DESIGNATED BY ST AS BEING INTENDED FOR "AUTOMOTIVE, AUTOMOTIVE SAFETY OR MEDICAL" INDUSTRY DOMAINS ACCORDING TO ST PRODUCT DESIGN SPECIFICATIONS. PRODUCTS FORMALLY ESCC, QML OR JAN QUALIFIED ARE DEEMED SUITABLE FOR USE IN AEROSPACE BY THE CORRESPONDING GOVERNMENTAL AGENCY.

Resale of ST products with provisions different from the statements and/or technical features set forth in this document shall immediately void any warranty granted by ST for the ST product or service described herein and shall not create or extend in any manner whatsoever, any liability of ST.

ST and the ST logo are trademarks or registered trademarks of ST in various countries.

Information in this document supersedes and replaces all information previously supplied

The ST logo is a registered trademark of STMicroelectronics. All other names are the property of their respective owners.

© 2014 STMicroelectronics - All rights reserved

STMicroelectronics group of companies

Australia - Belgium - Brazil - Canada - China - Czech Republic - Finland - France - Germany
- Hong Kong - India - Israel - Italy - Japan - Malaysia - Malta - Morocco - Philippines - Singapore - Spain - Sweden - Switzerland - United Kingdom - United States of America

www.st.com